







Average Apartment Prices (by Ober-Haus)

Date	 Vilnius-LT EUR/sqm	 Riga-LV EUR/sqm	 Tallinn-EE EUR/sqm
01.2004	706	777	638
02.2004	735	777	672
03.2004	753	777	734
04.2004	753	806	728
05.2004	753	806	738
06.2004	753	848	760
07.2004	753	865	706
08.2004	789	881	733
09.2004	817	905	747
10.2004	830	908	779
11.2004	851	930	764
12.2004	895	967	794
01.2005	915	1.033	787
02.2005	963	1.149	795
03.2005	991	1.222	804
04.2005	1.042	1.309	865
05.2005	1.104	1.354	855
06.2005	1.123	1.423	893
07.2005	1.150	1.504	898
08.2005	1.180	1.597	930
09.2005	1.233	1.642	983
10.2005	1.300	1.719	992
11.2005	1.336	1.790	1.067
12.2005	1.366	1.842	1.167
01.2006	1.440	1.842	1.171
02.2006	1.513	1.886	1.301
03.2006	1.548	1.932	1.275
04.2006	1.544	1.982	1.358
05.2006	1.548	2.030	1.363
06.2006	1.537	2.052	1.344
07.2006	1.539	2.078	1.350
08.2006	1.539	2.100	1.416
09.2006	1.556	2.129	1.513
10.2006	1.561	2.210	1.507
11.2006	1.564	2.233	1.531
12.2006	1.578	2.277	1.590
01.2007	1.611	2.277	1.567
02.2007	1.630	2.312	1.613
03.2007	1.659	2.317	1.696
04.2007	1.770	2.321	1.707
05.2007	1.815	2.323	1.607
06.2007	1.835	2.317	1.655
07.2007	1.842	2.299	1.587
08.2007	1.885	2.251	1.693
09.2007	1.897	2.255	1.619
10.2007	1.924	2.225	1.500
11.2007	1.959	2.191	1.558
12.2007	1.983	2.163	1.552
01.2008	1.968	2.165	1.523
02.2008	1.963	2.119	1.496

Date	 Vilnius-LT EUR/sqm	 Riga-LV EUR/sqm	 Tallinn-EE EUR/sqm
03.2008	1.959	2.099	1.512
04.2008	1.942	2.062	1.457
05.2008	1.932	2.008	1.465
06.2008	1.901	1.939	1.382
07.2008	1.881	1.874	1.339
08.2008	1.869	1.801	1.319
09.2008	1.849	1.739	1.339
10.2008	1.794	1.658	1.304
11.2008	1.737	1.586	1.206
12.2008	1.711	1.504	1.214
01.2009	1.638	1.425	1.041
02.2009	1.600	1.307	1.031
03.2009	1.485	1.139	969
04.2009	1.423	1.010	918
05.2009	1.378	905	969
06.2009	1.329	875	855
07.2009	1.315	859	728
08.2009	1.267	852	850
09.2009	1.241	850	783
10.2009	1.211	850	828
11.2009	1.196	867	836
12.2009	1.192	872	848
01.2010	1.187	892	864
02.2010	1.172	878	890
03.2010	1.165	886	863
04.2010	1.158	895	913
05.2010	1.154	897	960
06.2010	1.166	899	934
07.2010	1.176	899	878
08.2010	1.178	903	915
09.2010	1.180	906	921
10.2010	1.184	908	994
11.2010	1.189	908	942
12.2010	1.193	916	918
01.2011	1.189	924	961
02.2011	1.189	924	932
03.2011	1.191	937	936
04.2011	1.200	937	1.047
05.2011	1.202	937	1.022
06.2011	1.208	943	1.031
07.2011	1.208	941	1.021
08.2011	1.209	939	1.053
09.2011	1.209	939	1.130
10.2011	1.207	956	1.083
11.2011	1.203	960	1.067
12.2011	1.202	969	1.063
01.2012	1.201	969	1.038
02.2012	1.203	969	1.061
03.2012	1.204	975	1.120
04.2012	1.202	980	1.096

Date	 Vilnius-LT EUR/sqm	 Riga-LV EUR/sqm	 Tallinn-EE EUR/sqm
05.2012	1.197	985	1.106
06.2012	1.196	988	1.109
07.2012	1.194	988	1.086
08.2012	1.194	988	1.099
09.2012	1.190	989	1.118
10.2012	1.189	989	1.101
11.2012	1.187	989	1.149
12.2012	1.185	989	1.133
01.2013	1.185	989	1.136
02.2013	1.188	991	1.178
03.2013	1.191	991	1.211
04.2013	1.195	991	1.206
05.2013	1.197	994	1.258
06.2013	1.198	994	1.204
07.2013	1.199	998	1.310
08.2013	1.201	998	1.253
09.2013	1.204	1.000	1.254
10.2013	1.208	1.006	1.336
11.2013	1.215	1.013	1.308
12.2013	1.218	1.030	1.361
01.2014	1.224	1.033	1.386
02.2014	1.236	1.033	1.395
03.2014	1.251	1.039	1.469
04.2014	1.271	1.042	1.452
05.2014	1.278	1.047	1.403
06.2014	1.283	1.047	1.427
07.2014	1.283	1.054	1.441
08.2014	1.289	1.058	1.487
09.2014	1.286	1.058	1.453
10.2014	1.285	1.058	1.461
11.2014	1.282	1.053	1.530
12.2014	1.280	1.053	1.499
01.2015	1.280	1.054	1.563
02.2015	1.282	1.054	1.487
03.2015	1.283	1.047	1.581
04.2015	1.292	1.048	1.560
05.2015	1.294	1.049	1.547
06.2015	1.298	1.049	1.540
07.2015	1.304	1.050	1.504
08.2015	1.316	1.052	1.570
09.2015	1.320	1.054	1.563
10.2015	1.323	1.055	1.545
11.2015	1.325	1.056	1.555
12.2015	1.326	1.057	1.557
01.2016	1.329	1.061	1.546
02.2016	1.340	1.063	1.558
03.2016	1.344	1.064	1.557
04.2016	1.352	1.068	1.584
05.2016	1.366	1.081	1.574
06.2016	1.376	1.102	1.578

Date	 Vilnius-LT EUR/sqm	 Riga-LV EUR/sqm	 Tallinn-EE EUR/sqm
07.2016	1.383	1.112	1.662
08.2016	1.393	1.123	1.641
09.2016	1.399	1.138	1.690
10.2016	1.403	1.150	1.624
11.2016	1.411	1.159	1.696
12.2016	1.417	1.143	1.746
01.2017	1.423	1.145	1.805
02.2017	1.427	1.149	1.715
03.2017	1.435	1.157	1.680
04.2017	1.437	1.172	1.667
05.2017	1.440	1.184	1.672
06.2017	1.446	1.189	1.694
07.2017	1.453	1.194	1.674
08.2017	1.455	1.197	1.779

Ober-Haus apartment price data is the ownership of **Ober-Haus Real Estate Advisors**.
Any information related to the content must be accompanied by reference to
Ober-Haus Real Estate Advisors.