








Average Apartment Prices (by Ober-Haus)

Date	 Vilnius-LT EUR/sqm	 Riga-LV EUR/sqm	 Tallinn-EE EUR/sqm
01.2004	706	777	638
02.2004	735	777	655
03.2004	753	777	681
04.2004	753	806	693
05.2004	753	806	702
06.2004	753	848	712
07.2004	753	865	723
08.2004	789	881	733
09.2004	817	905	735
10.2004	830	908	744
11.2004	851	930	748
12.2004	895	967	754
01.2005	915	1.033	768
02.2005	963	1.149	778
03.2005	991	1.222	787
04.2005	1.042	1.309	802
05.2005	1.104	1.354	817
06.2005	1.123	1.423	833
07.2005	1.150	1.504	852
08.2005	1.180	1.597	874
09.2005	1.233	1.642	904
10.2005	1.300	1.719	926
11.2005	1.336	1.790	961
12.2005	1.366	1.842	1.007
01.2006	1.440	1.842	1.052
02.2006	1.513	1.886	1.114
03.2006	1.548	1.932	1.162
04.2006	1.544	1.982	1.223
05.2006	1.548	2.030	1.273
06.2006	1.537	2.052	1.302
07.2006	1.539	2.078	1.332
08.2006	1.539	2.100	1.351
09.2006	1.556	2.129	1.391
10.2006	1.561	2.210	1.416
11.2006	1.564	2.233	1.444
12.2006	1.578	2.277	1.485
01.2007	1.611	2.277	1.521
02.2007	1.630	2.312	1.554
03.2007	1.659	2.317	1.584
04.2007	1.770	2.321	1.618
05.2007	1.815	2.323	1.630
06.2007	1.835	2.317	1.641
07.2007	1.842	2.299	1.644
08.2007	1.885	2.251	1.658
09.2007	1.897	2.255	1.645
10.2007	1.924	2.225	1.610
11.2007	1.959	2.191	1.602
12.2007	1.983	2.163	1.585
01.2008	1.968	2.165	1.575
02.2008	1.963	2.119	1.542

Date	 Vilnius-LT EUR/sqm	 Riga-LV EUR/sqm	 Tallinn-EE EUR/sqm
03.2008	1.959	2.099	1.524
04.2008	1.942	2.062	1.517
05.2008	1.932	2.008	1.501
06.2008	1.901	1.939	1.473
07.2008	1.881	1.874	1.442
08.2008	1.869	1.801	1.413
09.2008	1.849	1.739	1.384
10.2008	1.794	1.658	1.358
11.2008	1.737	1.586	1.315
12.2008	1.711	1.504	1.287
01.2009	1.638	1.425	1.237
02.2009	1.600	1.307	1.189
03.2009	1.485	1.139	1.128
04.2009	1.423	1.010	1.063
05.2009	1.378	905	1.024
06.2009	1.329	875	964
07.2009	1.315	859	912
08.2009	1.267	852	882
09.2009	1.241	850	851
10.2009	1.211	850	836
11.2009	1.196	867	813
12.2009	1.192	872	812
01.2010	1.187	892	835
02.2010	1.172	878	841
03.2010	1.165	886	855
04.2010	1.158	895	869
05.2010	1.154	897	890
06.2010	1.166	899	904
07.2010	1.176	899	906
08.2010	1.178	903	911
09.2010	1.180	906	921
10.2010	1.184	908	934
11.2010	1.189	908	931
12.2010	1.193	916	928
01.2011	1.189	924	942
02.2011	1.189	924	945
03.2011	1.191	937	947
04.2011	1.200	937	956
05.2011	1.202	937	969
06.2011	1.208	943	988
07.2011	1.208	941	998
08.2011	1.209	939	1.018
09.2011	1.209	939	1.051
10.2011	1.207	956	1.057
11.2011	1.203	960	1.064
12.2011	1.202	969	1.070
01.2012	1.201	969	1.072
02.2012	1.203	969	1.074
03.2012	1.204	975	1.072
04.2012	1.202	980	1.074

Date	 Vilnius-LT EUR/sqm	 Riga-LV EUR/sqm	 Tallinn-EE EUR/sqm
05.2012	1.197	985	1.080
06.2012	1.196	988	1.088
07.2012	1.194	988	1.096
08.2012	1.194	988	1.103
09.2012	1.190	989	1.102
10.2012	1.189	989	1.103
11.2012	1.187	989	1.110
12.2012	1.185	989	1.114
01.2013	1.185	989	1.123
02.2013	1.188	991	1.136
03.2013	1.191	991	1.151
04.2013	1.195	991	1.169
05.2013	1.197	994	1.187
06.2013	1.198	994	1.199
07.2013	1.199	998	1.228
08.2013	1.201	998	1.240
09.2013	1.204	1.000	1.247
10.2013	1.208	1.006	1.269
11.2013	1.215	1.013	1.278
12.2013	1.218	1.030	1.304
01.2014	1.224	1.033	1.316
02.2014	1.236	1.033	1.340
03.2014	1.251	1.039	1.376
04.2014	1.271	1.042	1.395
05.2014	1.278	1.047	1.411
06.2014	1.283	1.047	1.422
07.2014	1.283	1.054	1.431
08.2014	1.289	1.058	1.446
09.2014	1.286	1.058	1.444
10.2014	1.285	1.058	1.445
11.2014	1.282	1.053	1.466
12.2014	1.280	1.053	1.478
01.2015	1.280	1.054	1.499
02.2015	1.282	1.054	1.499
03.2015	1.283	1.047	1.520
04.2015	1.292	1.048	1.536
05.2015	1.294	1.049	1.539
06.2015	1.298	1.049	1.546
07.2015	1.304	1.050	1.536
08.2015	1.316	1.052	1.550
09.2015	1.320	1.054	1.547
10.2015	1.323	1.055	1.545
11.2015	1.325	1.056	1.546
12.2015	1.326	1.057	1.549
01.2016	1.329	1.061	1.556
02.2016	1.340	1.063	1.554
03.2016	1.344	1.064	1.553
04.2016	1.352	1.068	1.559
05.2016	1.366	1.081	1.563
06.2016	1.376	1.102	1.566

Date	 Vilnius-LT EUR/sqm	 Riga-LV EUR/sqm	 Tallinn-EE EUR/sqm
07.2016	1.383	1.112	1.585
08.2016	1.393	1.123	1.599
09.2016	1.399	1.138	1.622
10.2016	1.403	1.150	1.628
11.2016	1.411	1.159	1.649
12.2016	1.417	1.143	1.677
01.2017	1.423	1.145	1.700
02.2017	1.427	1.149	1.713
03.2017	1.435	1.157	1.711
04.2017	1.437	1.172	1.718
05.2017	1.440	1.184	1.714
06.2017	1.446	1.189	1.705
07.2017	1.453	1.194	1.684
08.2017	1.455	1.197	1.695
09.2017	1.463	1.201	1.707
10.2017	1.465	1.205	1.724
11.2017	1.468	1.208	1.736
12.2017	1.468	1.213	1.781
01.2018	1.469	1.216	1.804
02.2018	1.467	1.218	1.815
03.2018	1.469	1.222	1.825
04.2018	1.469	1.226	1.831

Ober-Haus apartment price data is the ownership of **Ober-Haus Real Estate Advisors**.

Any information related to the content must be accompanied by reference to

Ober-Haus Real Estate Advisors.

www.ober-haus.com