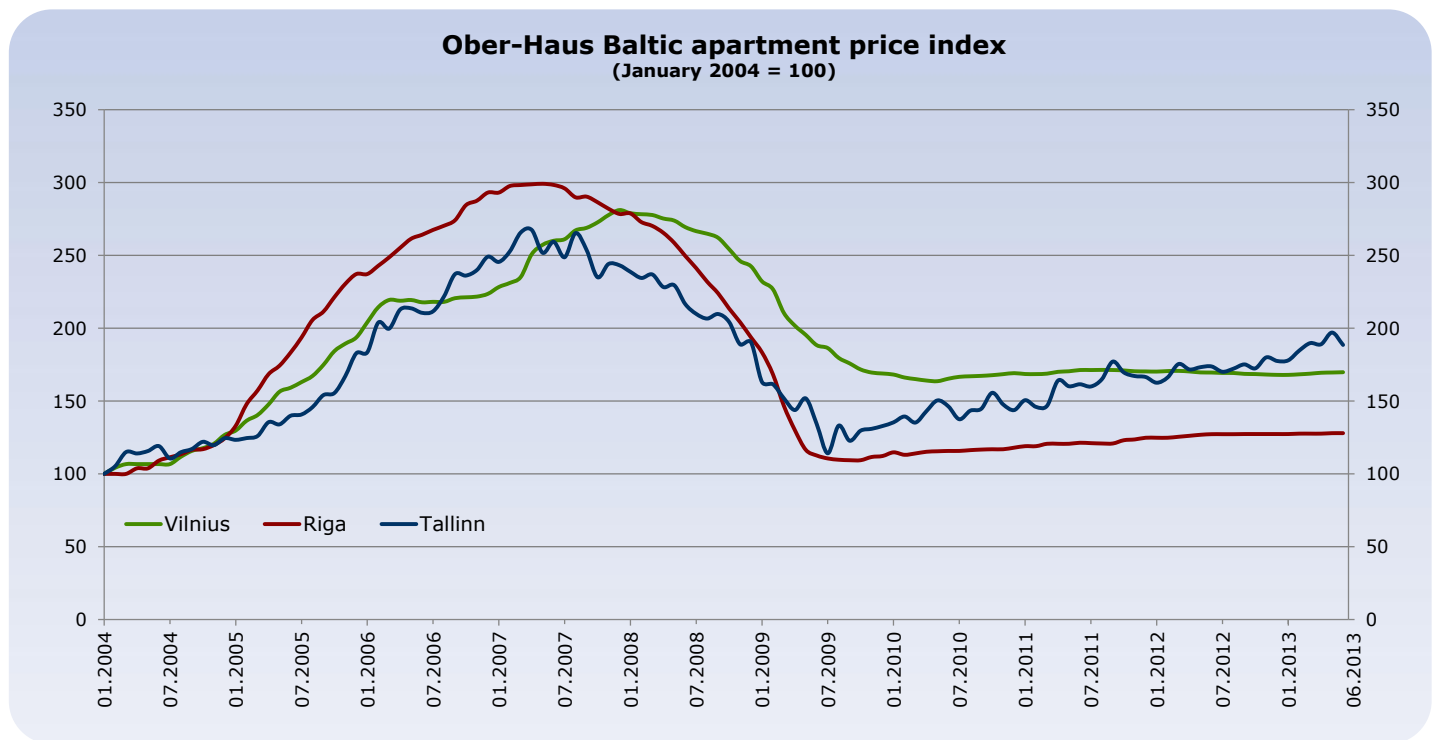


Ober-Haus Baltic Apartment Price Index

June 2013



City	Change in last month	Change in last 12 months	Change from the highest value	Average price EUR/sqm
Vilnius	+0.1%	+0.1%	-39.6%	1,198
Riga	0.0%	+0.5%	-57.2%	994
Tallinn	-4.3%	+8.5%	-29.5%	1,203

Vilnius apartment prices up for fifth month in a row, rising **0.1%** to **1,198 EUR/sqm** in June 2013. The apartment prices increased by 1.1% over the first six months of the year, with the biggest increase of new construction apartments in city centre and prestigious districts (2.3%) and old construction apartments in residential districts (1.7%). In the first half of 2013, the number of apartment transactions in Vilnius increased by 33% comparing with the same period of 2012.

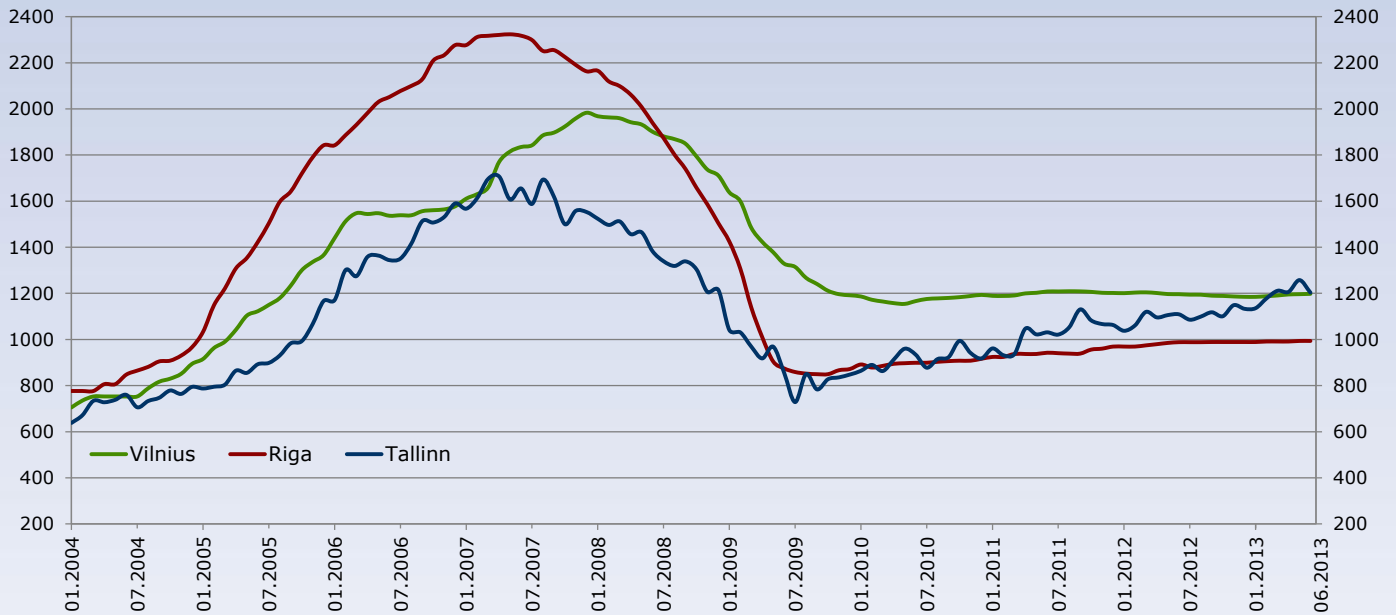
In June 2013, apartment prices in Riga remained stable, with an average price of **994 EUR/sqm**. Over the past 12 months, the average apartment price has increased **0.5%**. Among the Baltic capitals the biggest fall in prices from the peak remains in Riga with **57.2%** drop since May 2007.

The average apartment price in Tallinn decreased **4.3%** to **1,203 EUR/sqm** in June 2013. Compared with June 2012, the average price increased **8.5%**. There were in total 3,685 sale-purchase transactions involving flats during first six months of 2013, which is 11.4% more than in the same period of 2012.

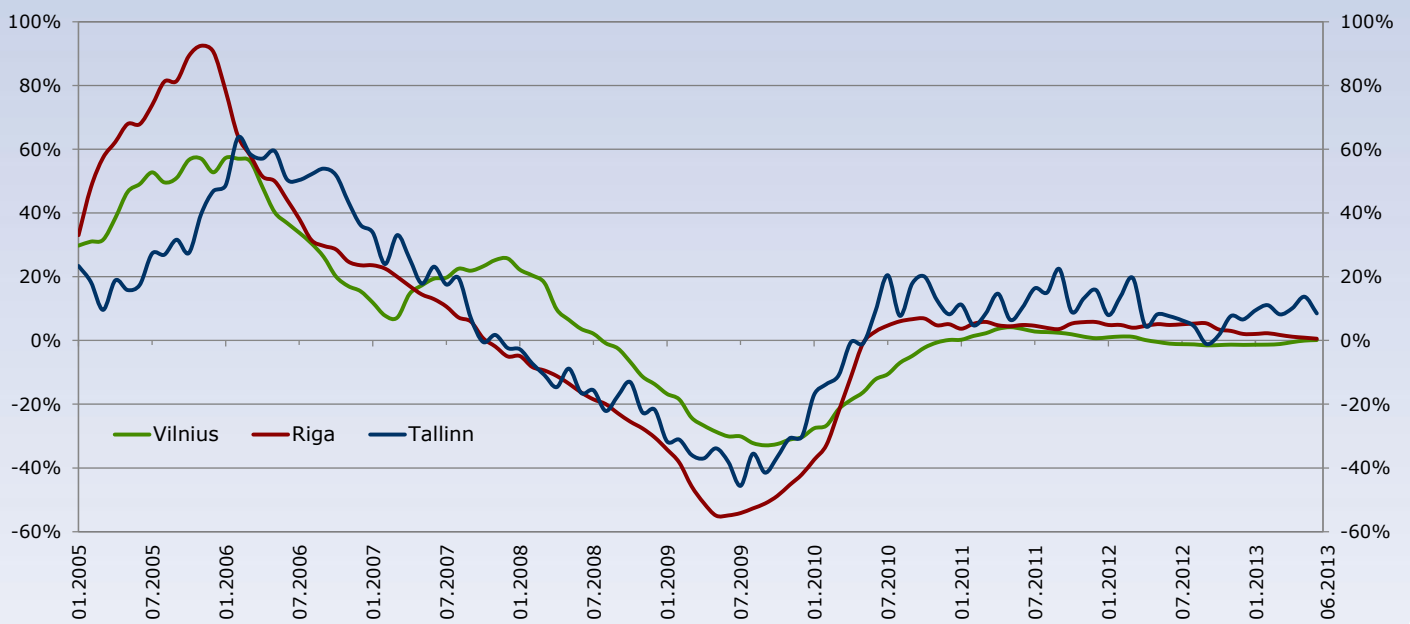
Ober-Haus Baltic Apartment Price Index

June 2013

Average apartment prices in Baltic capitals
(EUR/sqm)



Annual apartment price changes in Baltic capitals



The Ober-Haus Baltic Apartment Price Index is the ownership of **Ober-Haus Real Estate Advisors**. Any information related to the content must be accompanied by reference to **Ober-Haus Real Estate Advisors**.