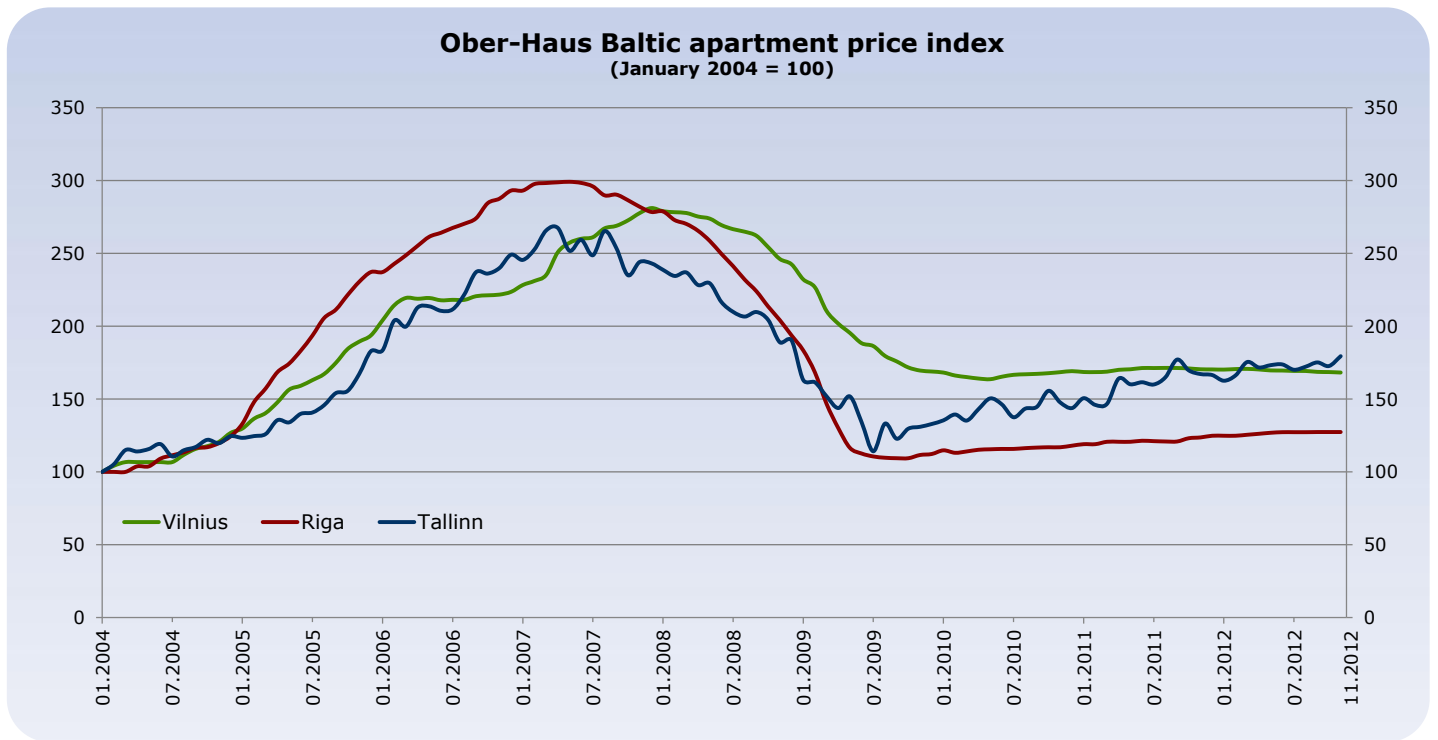


# Ober-Haus Baltic Apartment Price Index

**November 2012**



City	Change in last month	Change in last 12 months	Change from the highest value	Average price EUR/sqm
Vilnius	-0.2%	-1.3%	-40.2%	1,187
Riga	0.0%	+3.0%	-57.4%	989
Tallinn	+3.9%	+7.3%	-32.9%	1,145

Apartment prices in Vilnius decreased by **0.2%** in November 2012 and average price dropped to **1,187 EUR/sqm**. A negative annual change in apartment prices decreased to **1.3%** in November of this year (1.5% decrease was recorded in October). The biggest negative changes in the capital city appeared for old apartments in residential districts, where prices have dropped by 0.6%.

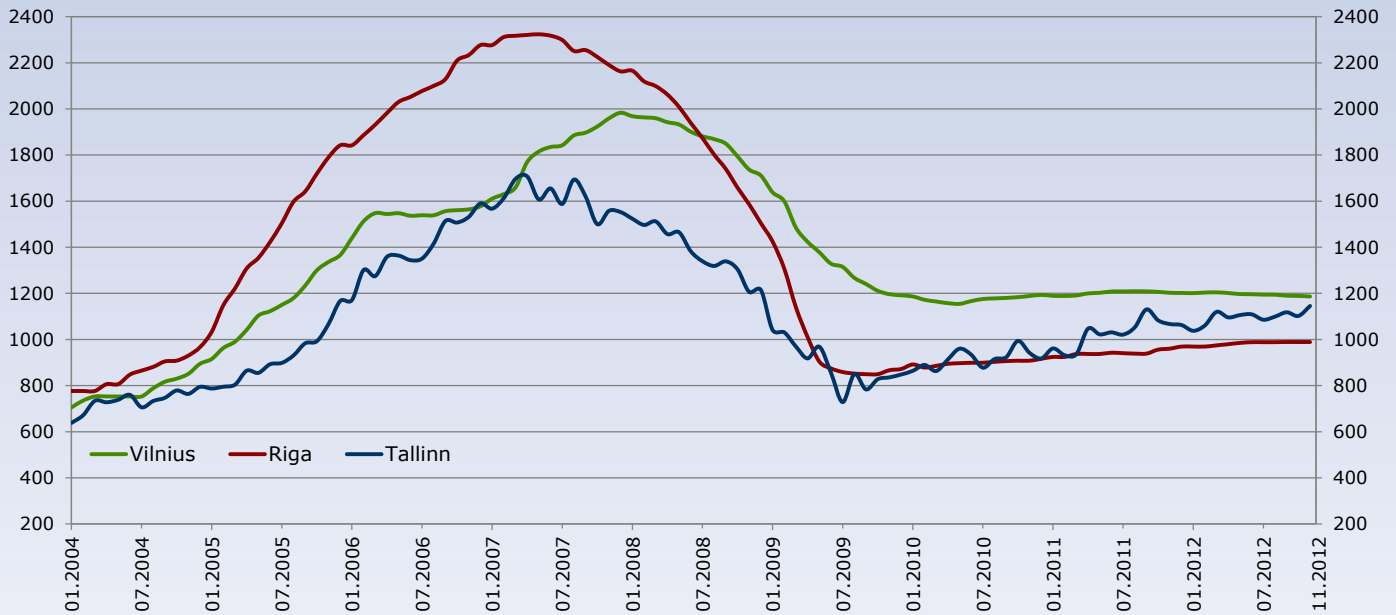
In November 2012, apartment prices in Riga remained stable and average price is the same as month ago - **989 EUR/sqm**. A positive annual change in apartment prices decreased to **3.0%** (5.4% and 3.4% annual increase was recorded in September and October respectively). The number of sales-purchase transactions in January-November 2012 has increased by 28% comparing with the same period of 2011.

Average apartment price in Tallinn increased by **3.9%** in November 2012, and this is the largest monthly increase since March 2012. The average apartments transaction price in Tallinn increased to **1,145 EUR/sqm**. Comparing with November 2011, average price have increased **7.3%**. During first 11 months of 2012 market has been active; there were 28% more sale-purchase transactions with flats than in the same period last year (5,109 in January-November 2011 and 6,537 in January-November 2012).

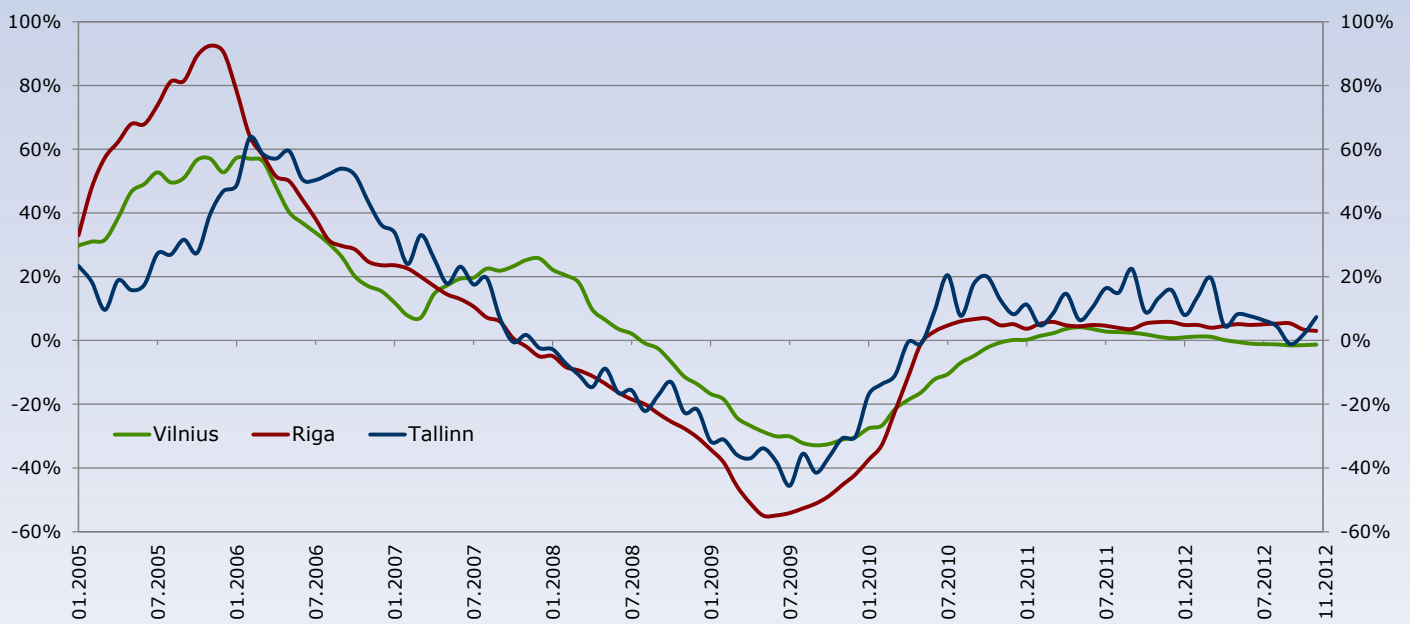
Ober-Haus Baltic Apartment Price Index

**November 2012**

**Average apartment prices in Baltic capitals  
(EUR/sqm)**



**Annual apartment price changes in Baltic capitals**



The Ober-Haus Baltic Apartment Price Index is the ownership of **Ober-Haus Real Estate Advisors**. Any information related to the content must be accompanied by reference to **Ober-Haus Real Estate Advisors**.