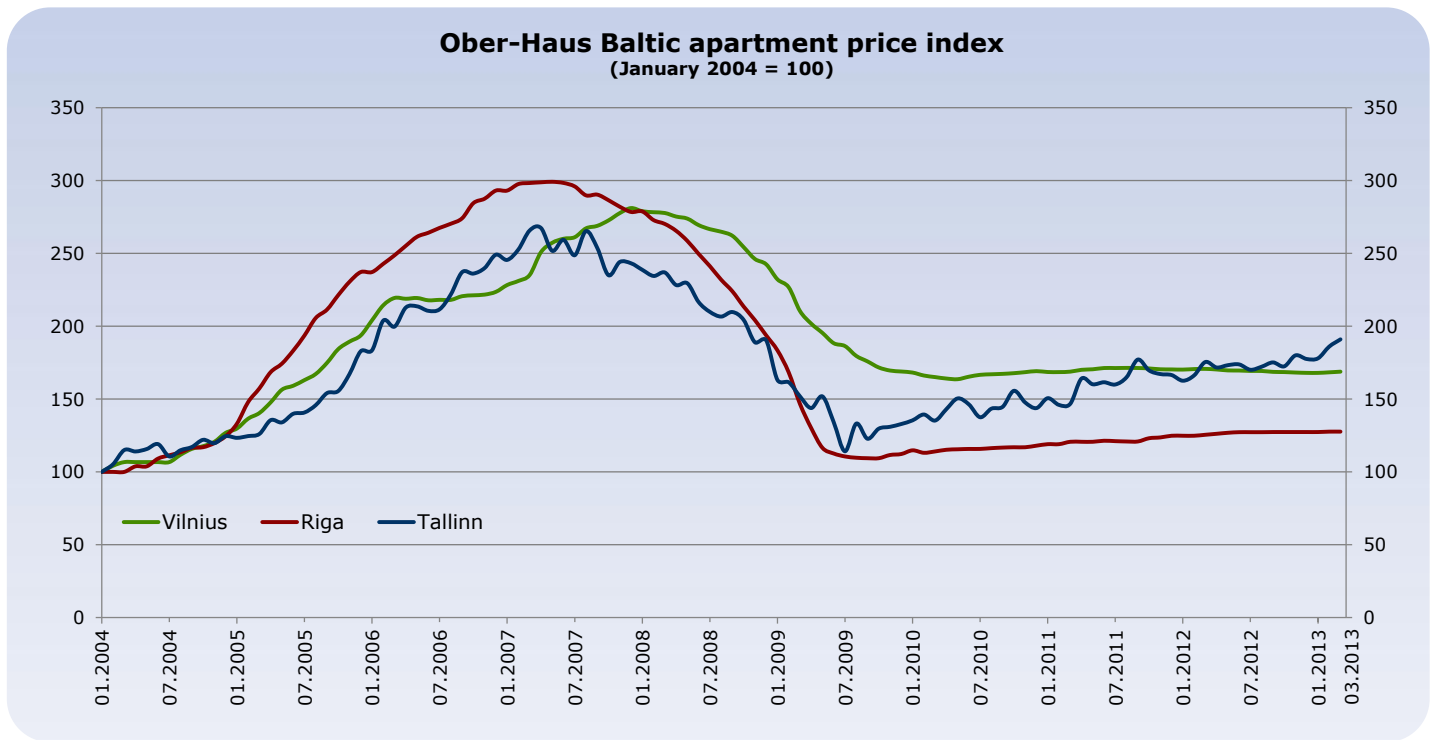


Ober-Haus Baltic Apartment Price Index

March 2013



| City | Change in last month | Change in last 12 months | Change from the highest value | Average price EUR/sqm |
|---------|----------------------|--------------------------|-------------------------------|-----------------------|
| Vilnius | +0.3% | -1.1% | -40.0% | 1,191 |
| Riga | 0.0% | +1.7% | -57.3% | 991 |
| Tallinn | +2.7% | +8.9% | -28.6% | 1,219 |

Vilnius apartment prices edged up for the second month in a row, rising **0.3%** to **1,191 EUR/sqm** in March 2013. Still, there was a negative annual change in apartment prices, which decreased **1.1%** in March 2013 (a 1.3% annual decrease was recorded in February 2013). This change was mostly influenced by increase in new and old construction apartment prices in the prestigious and residential districts of the Lithuanian capital.

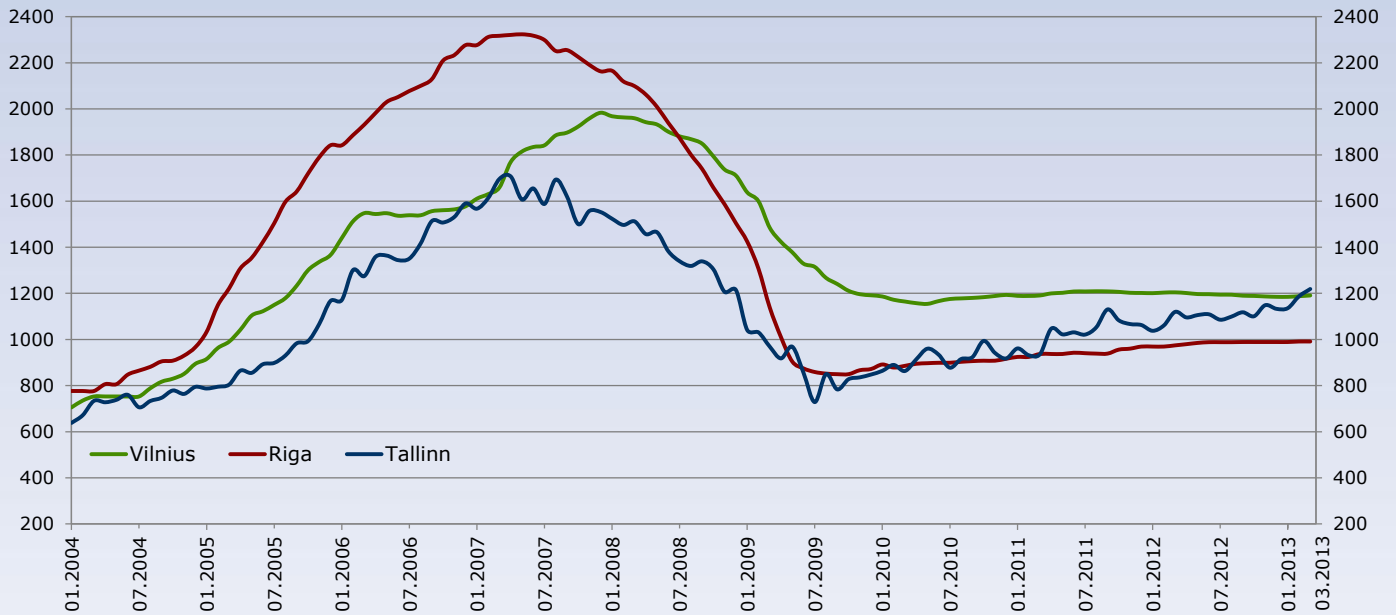
In March 2013, apartment prices in Riga remained stable, with an average price of **991 EUR/sqm**. Over the past 12 months, the average apartment price has increased **1.7%**. The number of sales-purchase transactions in Q1 2013 increased 12% compared with Q1 2012.

The average apartment price in Tallinn increased **2.7%** and becomes the highest among the Baltic capitals with **1,219 EUR/sqm** in March 2013. Compared with March 2012, the average price increased 8.9%. There were in total 1,679 sale-purchase transactions involving flats in Q1 2013, which is 9% more than there were in Q1 2012.

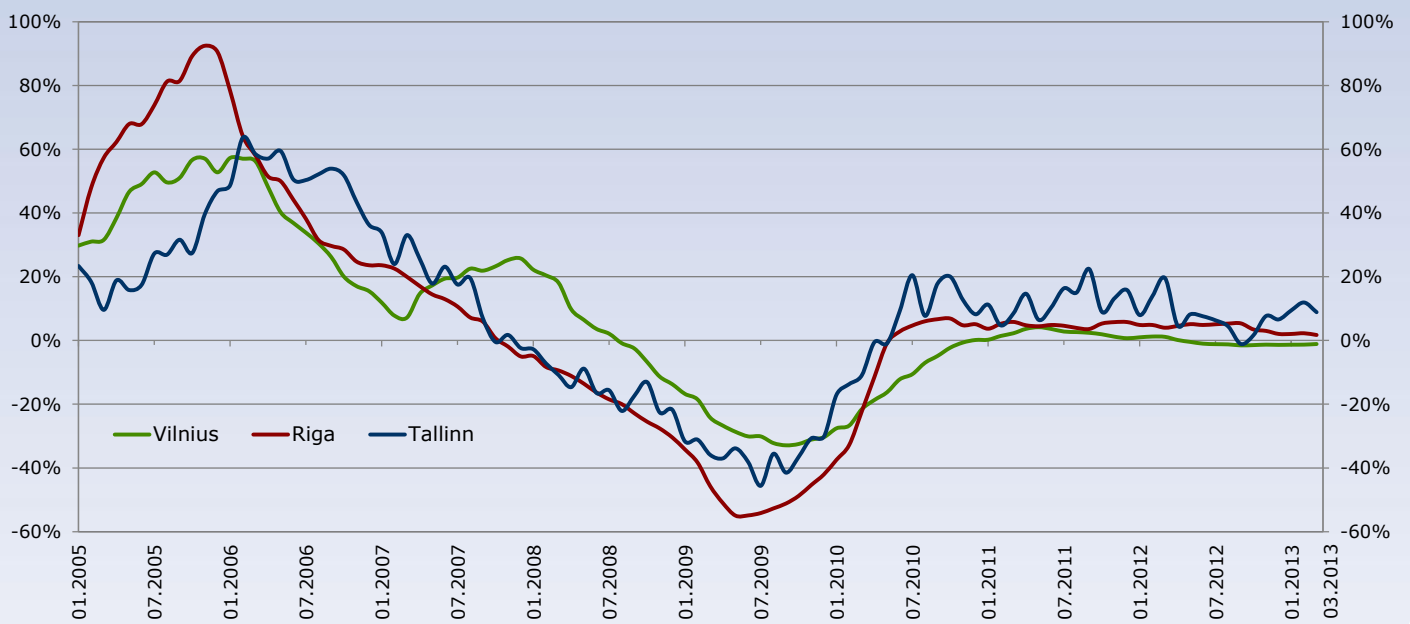
Ober-Haus Baltic Apartment Price Index

March 2013

Average apartment prices in Baltic capitals
(EUR/sqm)



Annual apartment price changes in Baltic capitals



The Ober-Haus Baltic Apartment Price Index is the ownership of **Ober-Haus Real Estate Advisors**. Any information related to the content must be accompanied by reference to **Ober-Haus Real Estate Advisors**.