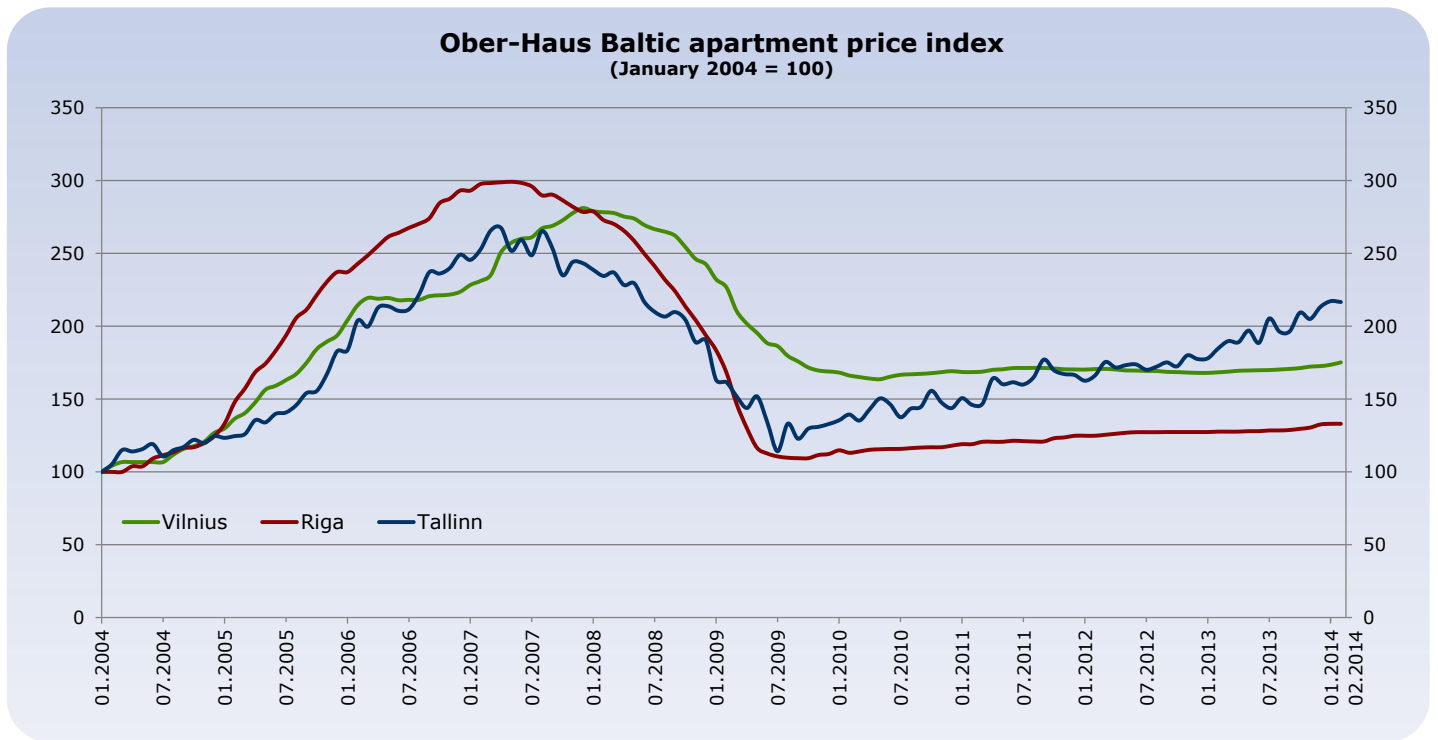


Ober-Haus Baltic Apartment Price Index

February 2014



City	Change in last month	Change in last 12 months	Change from the highest value	Average price EUR/sqm
Vilnius	+0.9%	+4.1%	-37.7%	1,236
Riga	0.0%	+4.2%	-55.5%	1,033
Tallinn	-0.3%	+17.3%	-19.0%	1,383

Vilnius apartment prices rose by **0.9%** to **1,236 EUR/sqm** in February 2014. There are undeniable signs of market recovery as this is the thirteenth consecutive monthly increase for the index. During a year apartment prices in Vilnius increased by **4.1%**, and since the last lowest price level (May 2010) have raised 7.1% (+82 EUR/sqm).

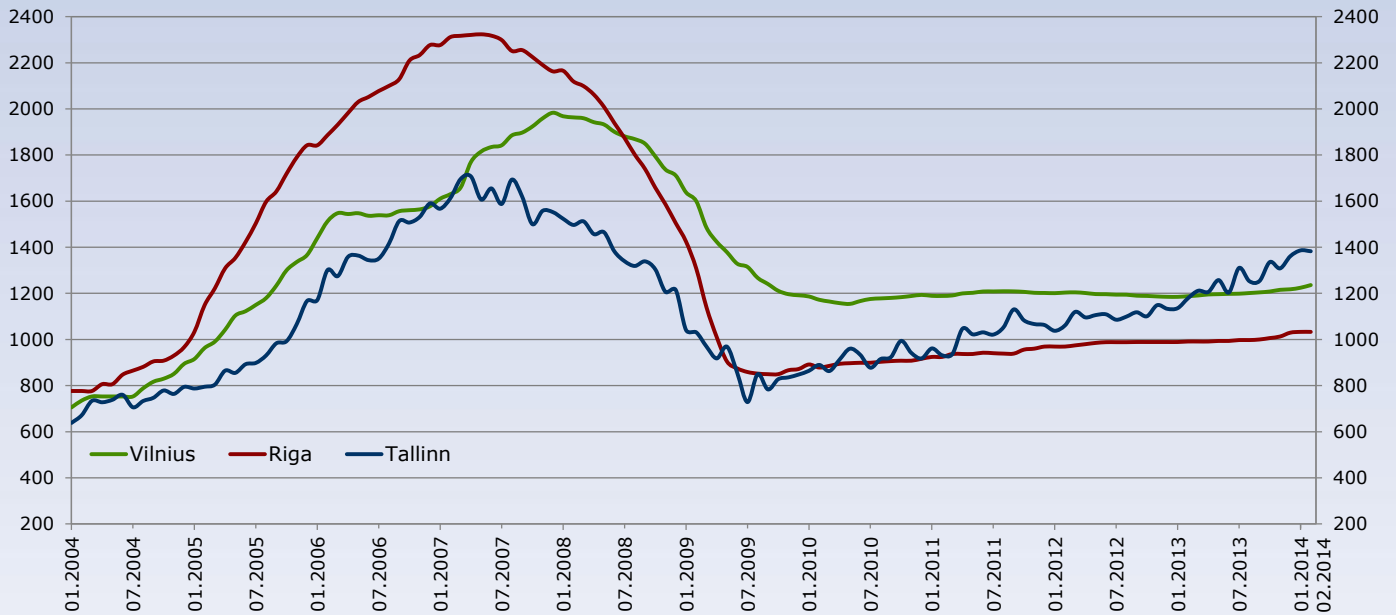
In February 2014, apartment prices in Riga remained stable, with an average price of **1,033 EUR/sqm**. Over the past 12 months, the average apartment price has increased **4.2%**. The number of apartment transactions in February 2014 increased by 3.2% as compared to January 2013.

The average apartment price in Tallinn decreased **0.3%** to **1,383 EUR/sqm** in February 2014. Compared with February 2013, average price have increased **17.3%**. There were 1,163 apartment transactions in January-February 2014 in Tallinn, which is 3.8% more than during January-February last year.

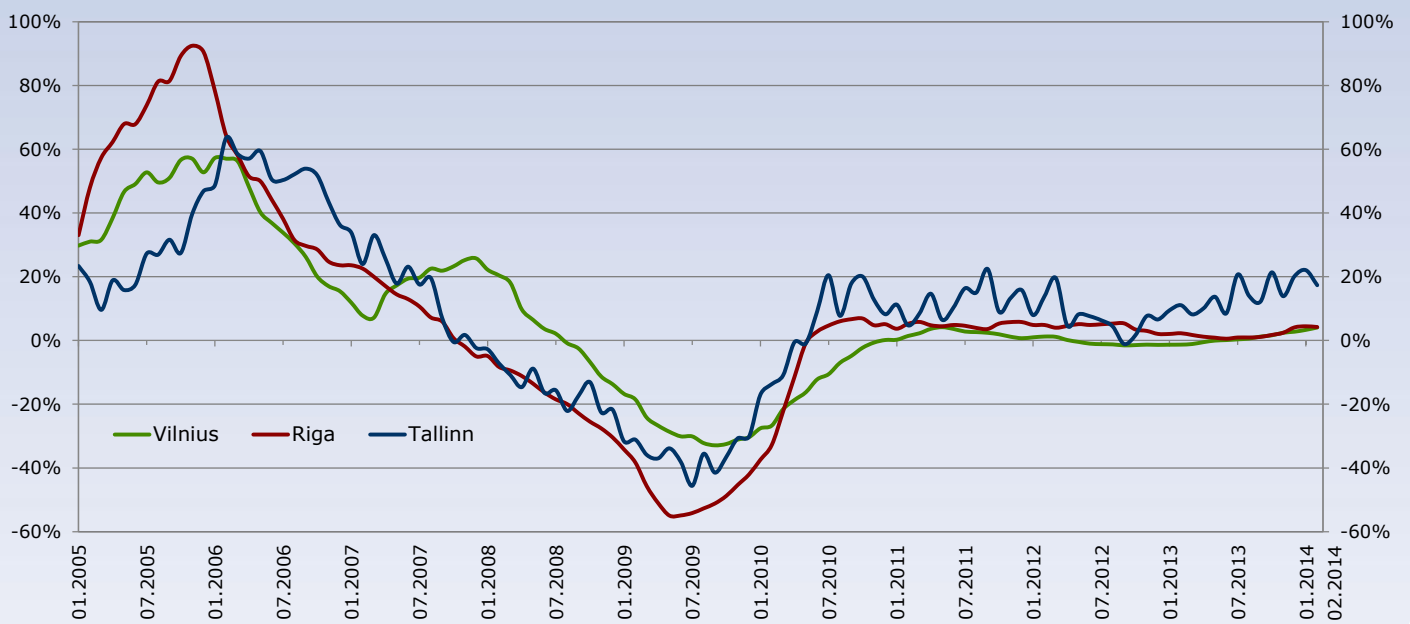
Ober-Haus Baltic Apartment Price Index

February 2014

Average apartment prices in Baltic capitals
(EUR/sqm)



Annual apartment price changes in Baltic capitals



The Ober-Haus Baltic Apartment Price Index is the ownership of **Ober-Haus Real Estate Advisors**. Any information related to the content must be accompanied by reference to **Ober-Haus Real Estate Advisors**.