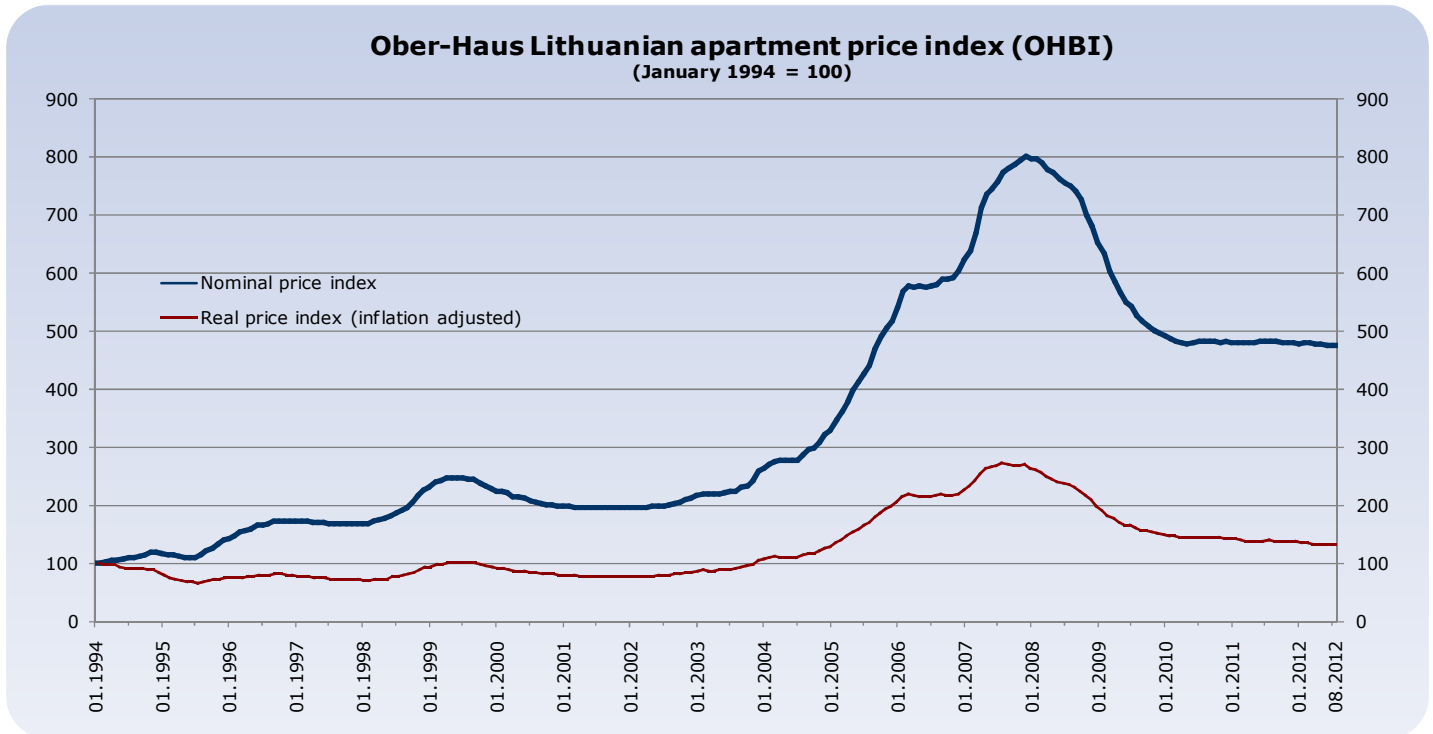


PRICE INDEX - OHBI



Change in last month

-0.1%

Change in last 12 months

-1.3%

Change from the highest value

-40.7%

Duration of the calculation of the index

224 months

The Ober-Haus Lithuanian apartment price index (OHBI), which records changes in apartment prices in the five main Lithuanian cities (Vilnius, Kaunas, Klaipėda, Šiauliai, and Panevėžys), fell by **0.1%** during this August. June and July saw the same drop. Compared to August last year, apartment prices in the main Lithuanian cities have fallen by **1.3%** over the last year.

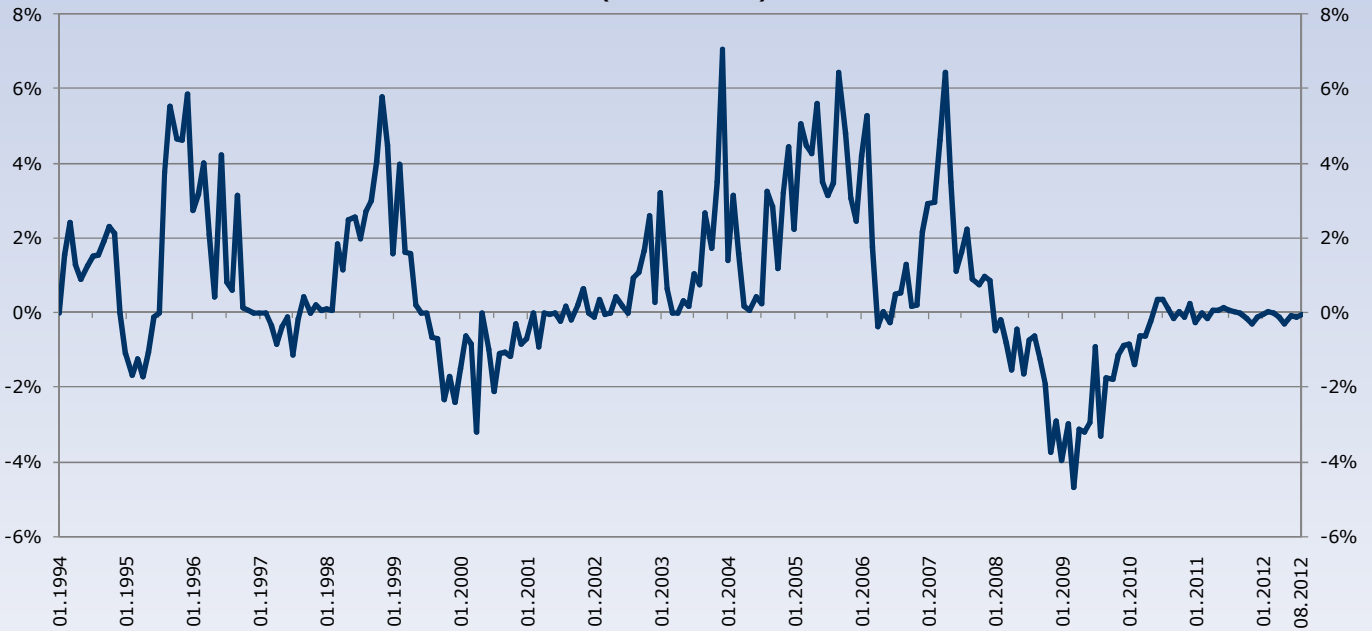
With the drop of 0.3% in apartment prices in Kaunas in August, the average price per square meter is now 3,330 LTL (-11 LTL/sqm). Klaipėda recorded an increase of 0.1%, with the average price per square meter now being 3,324 LTL (+2 LTL/sqm). Last month the average apartment price in Vilnius, Šiauliai and Panevėžys remained the same as in July: in Vilnius – 4,124 LTL/sqm, in Šiauliai – 1,890 LTL/sqm, in Panevėžys – 1,848 LTL/sqm.

Over the past 12 months changes in apartment prices in all the main Lithuanian cities remained negative and were -1.2% in Vilnius, -1.3% in Kaunas, -0.9% in Klaipėda, -4.0% in Šiauliai and -0.8% in Panevėžys.

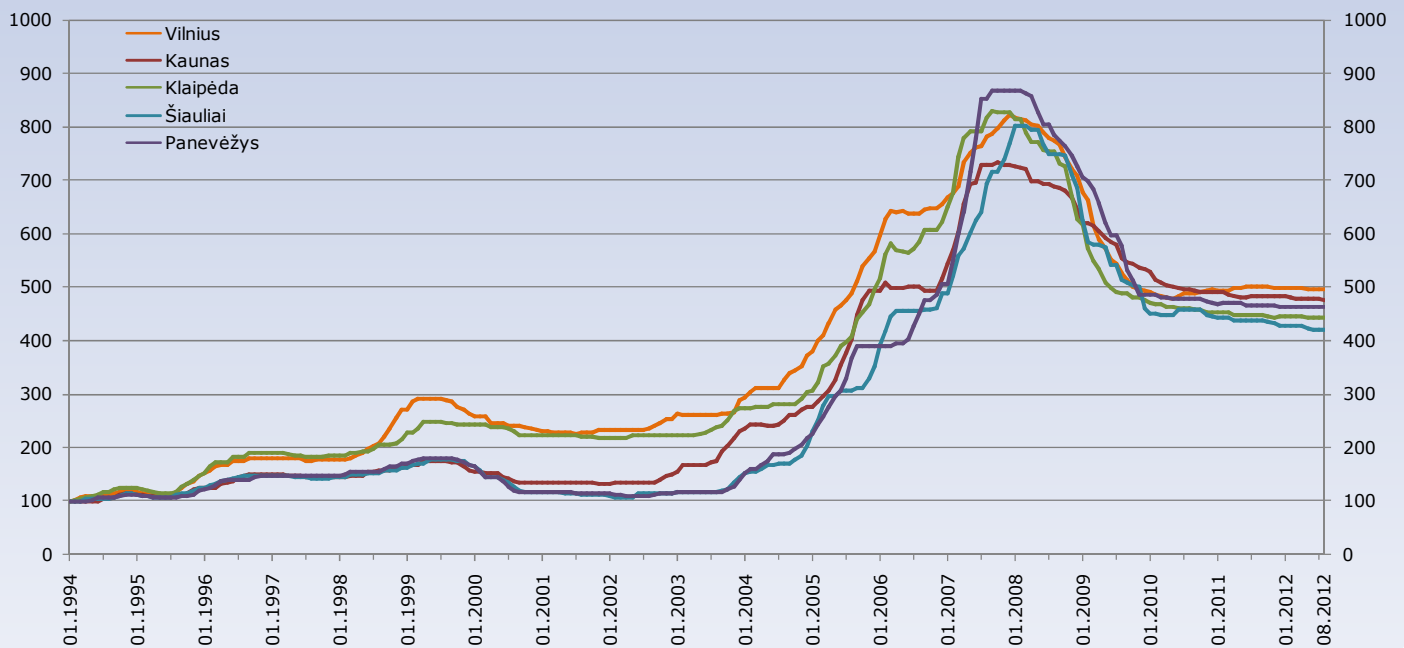
Ober-Haus Lithuanian apartment price index - OHBI

August 2012

Monthly Lithuanian apartment price changes
(based on OHBI)



Ober-Haus Lithuanian cities apartment price indices



OBER-HAUS LITHUANIAN APARTMENT PRICE INDEX (OHBI) CALCULATION METHODOLOGY AND MAJOR DEFINITIONS

The Lithuanian apartment price index (**OHBI**) applied by Ober-Haus Real Estate Advisors shows summarized changes in prices for apartments in the five largest Lithuanian cities (Vilnius, Kaunas, Klaipėda, Šiauliai, and Panevėžys). The baseline period for the **OHBI** is January, 1994; the baseline value of the **OHBI** is 100. All declared values and changes of the **OHBI** are rounded with accuracy up to one figure after a point. The **OHBI** is estimated every month and declared since July, 2009. To ensure the accuracy and immediacy of the results obtained, different information and data sources are used for the estimation of the **OHBI**: the databases and information collected by Ober-Haus, the data of governmental institutions and private entities as well as other information and data sources that may affect the results obtained.

The estimation of the OHBI is made by the method developed by the Ober-Haus specialists. This method applies the weight system which attributes appropriate weights to each group of reviewed real estate (apartments in different cities). These weights affect summarized prices and the changes thereof. When developing the system of weights, the following parameters were taken into consideration: the number of available apartments and the number of deals made in individual geographic segments (in the districts of individual cities and in district groups), and quality characteristics of apartments (a floor space, age, and completeness). If material deviations arise in the real estate market or in the properties thereof, the system of weights may be corrected taking into consideration the magnitude of these deviations.

To make the information announced more transparent and easier comparable with other information sources both nominal and real values of the **OHBI** are estimated and published:

- **Nominal apartment price index** shows the changes of nominal prices for apartments in time, compared to the OHBI baseline period (01-1994).
- **Real apartment price index** shows the changes of real prices for apartments in time, compared to the OHBI baseline period (01-1994). The real OHBI is estimated by eliminating the effect made by inflation on the nominal values of the OHBI. The real OHBI shows the average change in prices for apartments compared to change in prices for other consumer goods and services. E.g., if the value of the real OHBI is 200, this means that, since the baseline period, prices for apartments on the average increased 2 times compared to increase in prices for other consumer goods and services. The real OHBI is estimated by applying the *Harmonized Index of Consumer Prices (HICP)* estimated and publicly announced by the Department of Statistics under the Government of Lithuania.

Ober-Haus Real Estate Advisors reserves the right to amend the method for the estimation of the OHBI and to postpone the announcement of the OHBI.

The OHBI is the ownership of **Ober-Haus Real Estate Advisors**. Any information related to the OHBI must be accompanied by reference to **Ober-Haus Real Estate Advisors**.

If you wish to receive any additional information about development of the real estate market in Lithuania, Latvia, Estonia and Poland; or you would like to order a special report on the part of the market relevant to you or the market of the project in progress, please contact Ober-Haus real estate market analysts.

Saulius Vagonis, Valuation and Market Research Group Manager
Tel.: +370 5 210 97 17, e-mail saulius.vagonis@ober-haus.lt